



agenzia

Agenzia FIDES – 19 October 2019

**Special Feature for 93rd Mission Sunday - 20 October 2019**  
**EXTRAORDINARY MISSIONARY MONTH OCTOBER 2019**

## **CATHOLIC CHURCH STATISTICS**

**WORLD POPULATION – CATHOLICS**

**PERSONS/CATHOLICS PER PRIEST**

**ECCLESIASTICAL CIRCUMSCRIPTION – MISSION STATIONS**

**BISHOPS**

**PRIESTS**

**PERMANENT DEACONS**

**RELIGIOUS MEN AND WOMEN, MEMBERS OF SECULAR INSTITUTES**

**LAY MISSIONARIES, CATECHISTS**

**MAJOR SEMINARIANS – DIOCESAN AND RELIGIOUS**

**MINOR SEMINARIANS – DIOCESAN AND RELIGIOUS**

**CATHOLIC SCHOOLS AND PUPILS**

**CATHOLIC INSTITUTES FOR HEALTHCARE, SOCIAL ASSISTANCE, CHARITY WORK**

**CIRCUMSCRIPTIONS DEPENDENT ON THE  
CONGREGATION FOR THE EVANGELIZATION OF PEOPLES**

**OVERALL WORLD PICTURE**

## WORLD MISSION DAY CATHOLIC CHURCH STATISTICS 2019

**Vatican City (Agenzia Fides)** – As every year, in view of World Mission Day, which this year celebrates its 93rd anniversary on Sunday, October 20, within the context of the Extraordinary Missionary Month of October 2019, announced by Pope Francis to mark the 100<sup>th</sup> anniversary of Pope Benedict XV's Apostolic Letter 'Maximum Illud', Fides News Service offers some statistics chosen to give a panorama of the missionary Church all over the world. The tables are taken from the latest edition of the "Church's Book of Statistics" published (updated to 31 December 2017) regarding members of the Church, church structures, healthcare, welfare and education. Please note that variations, increase or decrease, emerging from our own comparison with last year's figures, are marked increase + or decrease – in brackets

### World population

To 31 December 2017 the world population was **7.408.374.000** with an increase of **56.085.000** units compared to the previous year. Population growth, almost half compared to the previous year, was registered on every continent, including Europe, in its third year of growth after the decrease in previous years: increases were registered above all in Africa (+ 33.572.000) and in Asia (+ 11.975.000), followed by America (+ 8.738.000), Europe (+ 1.059.000) and Oceania (+ 741.000).

### Catholics

On the same date, 31 December 2017, Catholics in the world numbered **1.313.278.000** units with an overall increase of **14.219.000**, almost the same as the previous year. The increase affects all continents, including Europe (+ 259.000), after a decrease for three consecutive years. Increases were registered above all in Africa (+ 5.605.000) and in America (+ 6.083.000) followed by Asia (+ 2.080.000) and Oceania (+ 191.000).

The world percentage of Catholics increased by 0.06 %, settling at **17.73%**. By continent: increases were registered in America (+ 0,05) and Asia (+ 0,03), decrease in Africa (- 0,07), Europe (- 0,02) and Oceania (- 0,01).

### Persons and Catholics per priest

This year the number of persons per priest in the world increased by 132 units, average **14,468**. The distribution by continent: increase in Africa (+ 49), America (+ 69), Europe (+ 75) and Oceania (+ 337). The only decrease, also this year, in Asia (- 887).

The number of Catholics per priest in the world increased by 38 units, average **3.168**. There are increases in America (+ 48), Europe (+ 29), Oceania (+ 87). As in the previous year, a decrease was registered in Asia (- 15) to which is added Africa (- 9).

### Ecclesiastical circumscriptions and mission stations

The number of ecclesiastical circumscriptions is 1 more than the previous year to **3,017** with new circumscriptions created in Asia (+2), while in America the number decreased by one (-1), the other continents unvaried.

Mission stations with a resident priest number **2,659** (+ 519). Decrease was registered, for the second consecutive year, in Africa (- 47), to which is added Europe (- 44) while and an increase was registered in America (+ 460), Asia (+ 133) and Oceania (+ 17).

Mission Stations without a resident priest decreased in all continents, by 4.696. The distribution by continent: in Africa (- 1.448), in America (- 1.333), in Asia (- 1.899), in Europe (- 13), and Oceania (- 3).

### **Bishops**

The total number of Bishops in the world increased also this year, to **5,389**. Diocesan Bishops and Religious Bishops also increased in numbers this year. Diocesan Bishops number **4,116** (26 more), while Religious Bishops number **1,273** (10 more).

The increase in diocesan Bishops is registered in all continents, with a slight decrease in Africa (- 1): America (+ 18), Asia (+ 1), Europe (+ 5) and Oceania (+ 3). The number of religious Bishops increased in Africa (+ 7) and America (+ 5), while a decrease was registered in Asia (- 2) and unvaried in Europe and Oceania

### **Priests**

The total number of priests in the world also decreased this year, to **414.582** (- 387). The continents which registered a major decrease was again Europe (- 2.946), to which is added Oceania (- 97). Increases were registered in Africa (+ 1.192), America (+ 40) and Asia (+ 1.424) unvaried.

Diocesan priests decreased by 21 units, reaching a total of **281.810** with a decrease again in Europe (- 2.048), to which is added Oceania (- 36). Increases were registered in Africa (+ 959), America (+ 404) and Asia (+ 700).

The number of Religious priests decreased by 366 units to a total **132.772**. Increases were registered as in recent years in Africa (+ 233) and in Asia (+ 724), whereas numbers dropped in America (- 364), Europe (- 898), Oceania (- 61)

### **Permanent Deacons**

Permanent deacons in the world increased by 582 units to **46.894**. The highest increase was registered again in America (+ 408) followed by Europe (+ 142), Asia (+ 28) and Oceania (+ 11). The only decrease this year was Africa (- 7).

Permanent Diocesan deacons in the world are **46.192**, with an overall increase of 583 units. They increased on every continent except in Africa (- 3): America (+434), Asia (+5), Europe (+140) and Oceania (+7).

Religious permanent deacons number **702**, with a decrease by one unit compared to the previous year. Decreases in Africa (- 4), America (- 26), increases in Asia (+23), Europe (+2) and Oceania (+4).

### **Men and women religious**

The number of non-religious priests decreased for the fifth consecutive year by 1.090 units to **51.535**. Situation: a decrease was registered in all continents except in Africa (+ 48): America (- 403), Asia (-127), Europe (-525) and Oceania (-83).

Even this year there is an overall decrease in the number of women religious by 10.535 units to **648.910**. An increase was registered in Africa (+1.489) and Asia (+1.118), decrease in America (- 4.893), Europe (- 7.960) and Oceania (-289).

### **Members of secular institutes, male and female**

Members of male secular institutes number **585** with a decrease of (-33) for the second consecutive year, in all continents except Oceania unvaried also this year: in Africa (- 8), in America (- 6), in Asia (- 7) and Europe (- 12).

The members of female secular institutes decreased this year, by 343 units to a total of **22.057** members. Increase in Africa (+37) in Asia (+58), while a decrease was registered in America (-51), in Europe (-385) and in Oceania (-2).

### **Lay missionaries and catechists**

The number of lay missionaries in the world is **355.800** units, with an overall increase of 1.057 units, in particular in Europe (+836), America (+691), Asia (+454) and Oceania (+23). The only decrease was registered in Africa (-947)

Catechists in the world increased by 34.032 units to a total of **3.120.321**. The only decrease was registered in Europe (-2.897). An increase was registered in Africa (+11.405), in America (+22.532), Asia (+2.699) and Oceania (+293).

### **Major seminarians**

The number of major seminarians, diocesan and religious also decreased this year, they are globally 832 units, reaching a total of **115.328**. Increases occurred in Africa (+786) and Oceania (+21). While a decrease was registered in America (-853), Asia (-385) and in Europe (-401) Major diocesan seminarians number **70.706** (-411 compared to the previous year) and Religious major seminarians **44.622** (-421). Diocesan seminarians increased in Africa (+505) and Oceania (+17), decreases are in America (-376), Asia (-202) and Europe (-355) Religious Seminarians increased in Africa (+281) and Oceania (+4), while decreased in America (-477), Asia (-183), Europe (-46).

### **Minor seminarians**

The number of minor seminarians, diocesan and religious this year decreased for the second consecutive year by 835 units to **100.781**. Overall decrease on all continents except Asia (+82) and Oceania, unvaried: Africa (-403), America (-347), Europe (-167).

Minor diocesan seminarians number **78.336** (-33) and religious seminarians number **22.445** (-802). The number of diocesan minor seminarians increased in Asia (+367) and Oceania (+7).

Decrease in Africa (-18), America (-269), Europe (-120),

Religious minor seminarians decreased in number in Africa (-385), America (-78), Asia (-285), Europe (-47) and Oceania (-7).

### **Catholic schools and Education**

In the field of education, the Catholic Church runs 71.305 kindergartens with 7.303.839 pupils; 101.527 primary schools with 34.558.527 pupils; 48.560 secondary schools with 20.320.592 pupils. The Church also cares for 2.345.799 high school pupils, and 2.945.295 university students.

### **Catholic charity and healthcare centres**

Charity and healthcare centres run in the world by the Church include: 5.269 hospitals, most of them in America (1.399) and Africa (1.367); 16.068 dispensaries, mainly in Africa (5.907); America (4.330) and Asia (2.919); 646 Care Homes for people with Leprosy, mainly in Asia (362) and Africa (229); 15.735 Homes for the elderly, or the chronically ill or people with a disability, mainly in Europe (8.475) and America (3.596); 9.813 orphanages, mainly in Asia (3.473); 10.492 creches, mainly in America (3.153) and in Asia (2.900); 13.065 marriage counselling centres, mainly in Europe (5.676) and America (4.798); 3.169 social rehabilitation centres and 31.182 other kinds of institutions.

## Ecclesiastical Circumscriptions dependent on the Congregation for the Evangelization of Peoples

The ecclesiastical Circumscriptions dependent on the Congregation for the Evangelization of Peoples (Cep) are **1.115**. Most of the ecclesiastical circumscriptions are in Africa (511) and in Asia (484), followed by America (74) and Oceania (46).

## STATISTIC TABLES

*Source: Church's Yearly Book of Statistics latest edition  
elaborated by Fides*

*in brackets variations compared with previous year: increase (+) decrease(-)*

### WORLD POPULATION - CATHOLICS

Continent	Population	Catholics	Percentage
<b>Africa</b>	1.220.670.000 (+ 33.572.000)	234.040.000 (+ 5.605.000)	19,17 % (-0,07)
<b>America</b>	999.485.000 (+ 8.738.000)	637.374.000 (+ 6.083.000)	63,77 % (+ 0,05)
<b>Asia</b>	4.428.782.000 (+ 11.975.000)	145.448.000 (+ 2.080.000)	3,28 % (+0,03)
<b>Europe</b>	719.077.000 (+ 1.059.000)	285.771.000 (+ 259.000)	39,74 % (- 0,02)
<b>Oceania</b>	40.360.000 (+ 741.000)	10.644.000 (+ 191.000)	26,37 % (- 0,01)
<b>Total</b>	<b>7.408.374.000 (+56.085.000)</b>	<b>1.313.278.000 (+14.219.000)</b>	<b>17,73% (+ 0,06)</b>

### PERSONS/CATHOLICS PER PRIEST

Continent	persons per priest	Catholics per priest
<b>Africa</b>	26.296 (+49)	5.042 (- 9)
<b>America</b>	8.160 (+ 69)	5.204 (+48)
<b>Asia</b>	44.761 (- 887)	2.157 (- 15)
<b>Europe</b>	4.142 (+ 75)	1.646 (+29)
<b>Oceania</b>	8.734 (+ 337)	2.303 (+87)
<b>Totale</b>	<b>14.468 (+ 132)</b>	<b>3.168 (+38)</b>

### ECCLESIASTICAL CIRCUMSCRIPTION – MISSION STATIONS

Continenti	Ecclesiastical Circumscriptions	Mission Stations with resident priest	Mission Stations without resident priest
<b>Africa</b>	541 (=)	302 (- 47)	77.583 (- 1.448)
<b>America</b>	1.093 (- 1)	978 (+ 460)	21.102 (- 1.333)
<b>Asia</b>	543 (+ 2)	932 (+ 133)	37.838 (- 1.899)
<b>Europe</b>	759 (=)	388 (- 44)	527 (- 13)
<b>Oceania</b>	81 (=)	59 (+ 17)	741 (- 3)
<b>Total</b>	<b>3.017 (+ 1)</b>	<b>2.659 (+ 519)</b>	<b>137.791 (- 4.696)</b>

## BISHOPS

<b>Continent</b>	<b>Total Bishops</b>	<b>Diocesan Bishops</b>	<b>Religious Bishops</b>
<b>Africa</b>	722 (+ 6)	507 (- 1)	215 (+ 7)
<b>America</b>	2.042 (+ 23)	1.472 (+ 18)	570 (+5)
<b>Asia</b>	800 (- 1)	611 (+ 1)	189 (- 2)
<b>Europe</b>	1.690 (+ 5)	1.441 (+ 5)	249 (=)
<b>Oceania</b>	135 (+3)	85 (+ 3)	50 (=)
<b>Total</b>	<b>5.389 (+ 36)</b>	<b>4.116 (+ 26)</b>	<b>1.273 (+ 10)</b>

## PRIESTS

<b>Continent</b>	<b>Total Priests</b>	<b>Diocesan priests</b>	<b>Religious priests</b>
<b>Africa</b>	46.421 (+ 1.192)	32.480 (+ 959)	13.941 (+ 233)
<b>America</b>	122.487 (+ 40)	85.233 (+ 404)	37.254 (- 364)
<b>Asia</b>	67.442 (+ 1.424)	38.422 (+ 700)	29.020 (+ 724)
<b>Europe</b>	173.611 (- 2.946)	122.900 (- 2.048)	50.711 (- 898)
<b>Oceania</b>	4.621 (- 97)	2.775 (- 36)	1.846 (- 61)
<b>Total</b>	<b>414.582 (- 387)</b>	<b>281.810 (- 21)</b>	<b>132.772 (- 366)</b>

## PERMANENT DEACONS

<b>Continent</b>	<b>Totale Permanent deacons</b>	<b>Diocesan Permanent deacons</b>	<b>Religious Permanent deacons</b>
<b>Africa</b>	465 (- 7)	430 (- 3)	35 (- 4)
<b>America</b>	30.813 (+ 408)	30.620 (+ 434)	193 (- 26)
<b>Asia</b>	346 (+ 28)	221 (+ 5)	125 (+ 23)
<b>Europe</b>	14.819 (+ 142)	14.476 (+ 140)	343 (+ 2)
<b>Oceania</b>	451 (+ 11)	445 (+ 7)	6 (+ 4)
<b>Total</b>	<b>46.894 (+ 582)</b>	<b>46.192 (+ 583)</b>	<b>702 (- 1)</b>

## BROTHERS AND WOMEN RELIGIOUS

<b>Continent</b>	<b>Brothers</b>	<b>Women Religious</b>
<b>Africa</b>	8.779 (+ 48)	73.999 (+ 1.489)
<b>America</b>	14.415 (- 403)	163.285 (- 4.893)
<b>Asia</b>	12.193 (- 127)	172.947 (+ 1.118)
<b>Europe</b>	14.865 (- 525)	231.413 (- 7.960)
<b>Oceania</b>	1.283 (- 83)	7.266 (- 289)
<b>Total</b>	<b>51.535 (- 1.090)</b>	<b>648.910 (- 10.535)</b>

## MEMBERS OF SECULAR INSTITUTES

<b>Continent</b>	<b>Members of secular institutes</b>	
	<b>Male</b>	<b>Female</b>
<b>Africa</b>	86 (- 8)	1.162 (+ 37)
<b>America</b>	168 (- 6)	5.365 (- 51)
<b>Asia</b>	48 (- 7)	1.915 (+ 58)
<b>Europe</b>	282 (- 12)	13.579 (- 385)
<b>Oceania</b>	1 (=)	36 (- 2)
<b>Total</b>	<b>585 (- 33)</b>	<b>22.057 (- 343)</b>

## LAY MISSIONARIES AND CATECHISTS

<b>Continent</b>	<b>Lay missionaries</b>	<b>Catechists</b>
<b>Africa</b>	7.726 (- 947)	427.278 (+ 11.405)
<b>America</b>	306.803 (+ 691)	1.778.279 (+22.532)
<b>Asia</b>	29.687 (+454)	376.314 (+2.699)
<b>Europe</b>	11.428 (+836)	523.726 (- 2.897)
<b>Oceania</b>	156 (+23)	14.724 (+293)
<b>Total</b>	<b>355.800 (+ 1.057)</b>	<b>3.120.321 (+34.034)</b>

## MAJOR SEMINARIANS – DIOCESAN AND RELIGIOUS

Continent	Total Major Seminarists	Diocesan Major seminarists	Religious Major seminarists
<b>Africa</b>	31.248 (+ 786)	21.026 (+ 505)	10.222 (+ 281)
<b>America</b>	31.536 (- 853)	22.200 (- 376)	9.336 (- 477)
<b>Asia</b>	34.365 (- 385)	16.176 (- 202)	18.189 (- 183)
<b>Europe</b>	17.214 (- 401)	10.692 (- 355)	6.522 (- 46)
<b>Oceania</b>	965 (+21)	612 (- 5)	353 (+ 4)
<b>Total</b>	<b>115.328 (- 832)</b>	<b>70.706 (- 411)</b>	<b>44.622 (- 421)</b>

## MINOR SEMINARIANS – DIOCESAN AND RELIGIOUS

Continent	Total Minor seminarists	Diocesan Minor seminarists	Religious Minor seminarists
<b>Africa</b>	53.781 (- 403)	47.595 (- 18)	6.186 (- 385)
<b>America</b>	12.635 (- 347)	9.410 (- 269)	3.225 (- 78)
<b>Asia</b>	25.066 (+82)	15.712 (+367)	9.354 (- 285)
<b>Europe</b>	9.089 (- 167)	5.444 (- 120)	3.645 (- 47)
<b>Oceania</b>	210 (=)	175 (+ 7)	35 (- 7)
<b>Total</b>	<b>100.781 (- 835)</b>	<b>78.336 (- 33)</b>	<b>22.445 (- 802)</b>

## CATHOLIC SCHOOLS AND PUPILS

	INFANT schools	INFANT pupils	PRIMARY schools	PRIMARY pupils	SECONDARY schools	SECONDARY pupils	High school pupils	UNIVERSIT pupils
<b>Africa</b>	18.813	2.251.425	45.088	19.170.537	15.238	6.367.769	114.086	127.009
<b>America</b>	15.205	1.242.021	20.599	6.012.055	11.828	3.905.640	612.964	1.776.150
<b>Asia</b>	13.460	1.861.409	15.841	5.536.204	11.270	5.909.398	1.287.231	421.364
<b>Europe</b>	22.327	1.873.860	15.590	3.066.847	9.511	3.637.840	320.777	585.140
<b>Oceania</b>	1.500	75.124	4.409	772.884	713	499.945	10.741	35.632
<b>Total</b>	<b>71.305</b>	<b>7.303.839</b>	<b>101.527</b>	<b>34.558.527</b>	<b>48.560</b>	<b>20.320.592</b>	<b>2.345.799</b>	<b>2.945.295</b>

## HOSPITALS/CLINICS, CHARITY WORK, WELFARE

Continent	Hospital	Dispensar.	Leprosy centres	Homes for the elderly, chronically ill, disabled	Orphanages	Nursery schools	Marriage Counsel. centres	Catholic schools	Other institutes
<b>Africa</b>	1.367	5.907	229	683	1.663	1.765	1.504	245	1.137
<b>America</b>	1.399	4.330	47	3.596	2.308	3.153	4.798	1.577	12.458
<b>Asia</b>	1.160	2.919	362	2.620	3.473	2.900	863	503	2.372
<b>Europe</b>	1.038	2.361	7	8.475	2.269	2.533	5.676	778	14.977
<b>Oceania</b>	305	551	1	361	100	141	224	66	238
<b>Total</b>	<b>5.269</b>	<b>16.068</b>	<b>646</b>	<b>15.735</b>	<b>9.813</b>	<b>10.492</b>	<b>13.065</b>	<b>3.169</b>	<b>31.182</b>



## ECCLESIASTICAL CIRCUMSCRIPTIONS DEPENDENT ON THE CONGREGATION FOR THE EVANGELIZATION OF PEOPLES

**Vatican City (Agenzia Fides)** – The Congregation for the Evangelization of Peoples is at the service of the Holy Father the Pope as the “central body for promoting, directing and co-ordinating” the activity of evangelisation of peoples and missionary cooperation throughout the world (cfr, Ad gentes, 29; Pastor bonus, 85),

The Church down through the centuries, in obedience to the command received from Christ, has always proclaimed the Gospel to all peoples. In order to fulfil her missionary duty, in the face of growing demand for evangelisation in the 16<sup>th</sup> century, the Church set up special structures. In 1622 Pope Gregory XV instituted the “Sacred Congregation de Propaganda Fide”, with the task of “preaching and proclaiming the Gospel and Catholic doctrine in all missions”, giving the Congregation decision making powers to guarantee rapidity and effectiveness. In 1627 Pope Urban VIII founded the Urban College of Propaganda Fide for the formation of secular clergy for the mission and the Tipografia Poliglotta (Printing Press) to print documents and books in many different languages.

With the apostolic Constitution Pastor bonus, Pope John Paul II confirmed the general principle of jurisdiction laid down by the Second Vatican Council (cfr. Ad gentes, 29), which states: “The Congregation has the task of directing and co-ordinating activity for the evangelisation of peoples and for missionary cooperation” (85).

The main duties of the Congregation for the Evangelization of Peoples include: ensure fair distribution of missionaries; formation for local secular clergy and catechists; involve Religious Institutes, Mission Societies, and local Churches in the task of evangelising mission territories.

### The CEP is responsible for a total number of 1.115 Ecclesiastical Circumscriptions (to 12 September 2019)

Continent	AD	D	TA	AV	AP	M	TP	AA	MO	TOTAL
Africa	93	392	-	20	2	1	-	-	3	511
America	7	23	-	40	1	2	1	-	-	74
Asia	77	345	1	17	34	3	-	5	2	484
Oceania	11	31	-	-	1	2	-	-	1	46
<b>TOTAL</b>	188	791	1	77	38	8	1	5	6	1.115

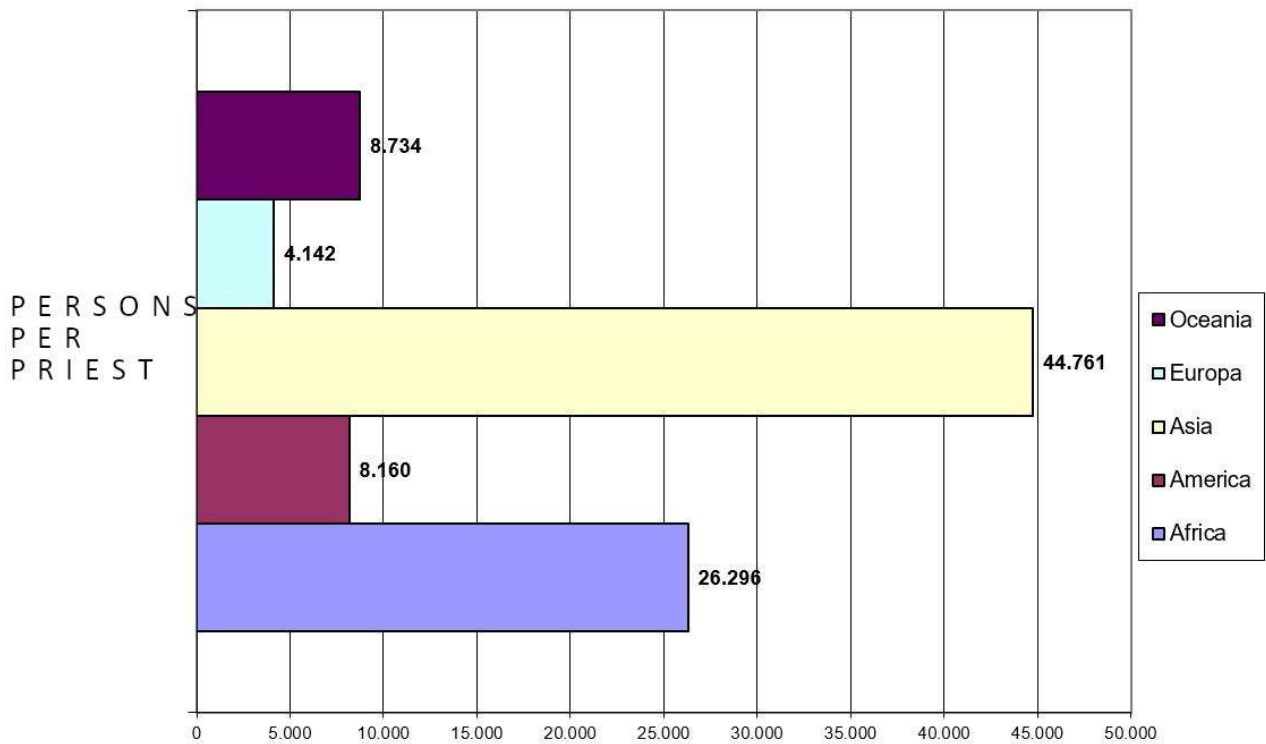
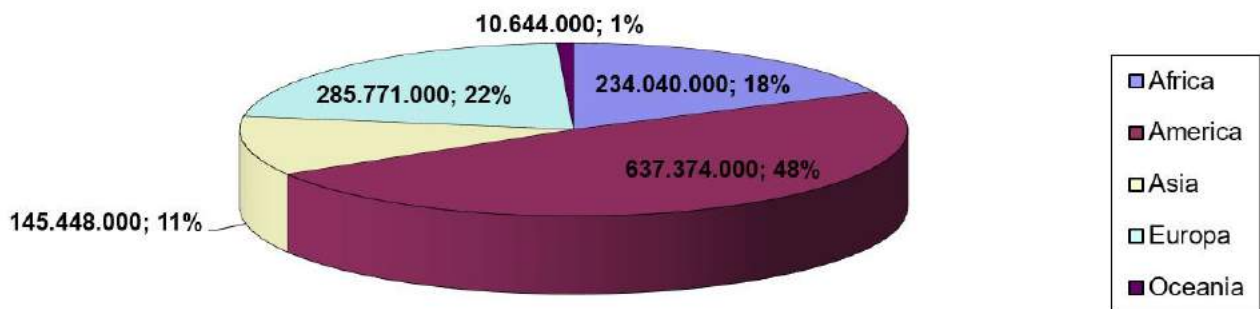
KEY: Archdiocese (AD), Diocese (D), Territorial Abbacy (TA), Apostolic Vicariate (AV), Apostolic Prefecture (AP), Mission sui juris (M), Territorial Prelature (TP), Apostolic administration (AA), Military Ordinariate (MO).

---

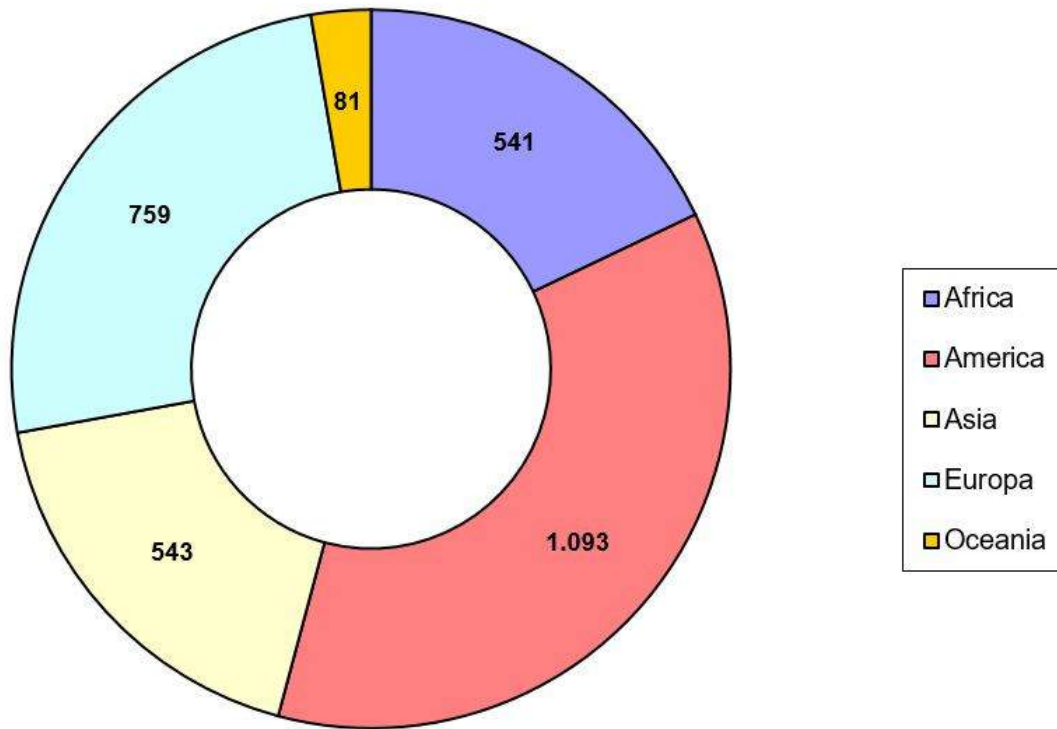
*Special Feature prepared by Agenzia Fides, 19/10/2019*

# CHARTS by Agenzia Fides

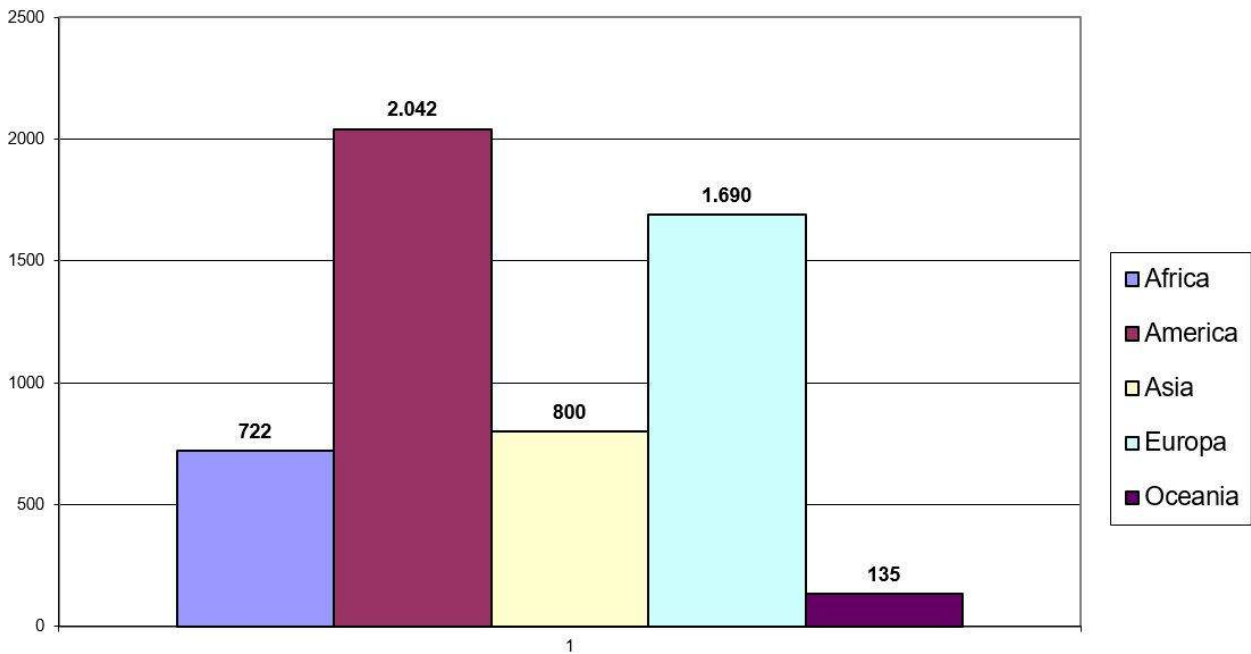
## WORLD POPULATION – CATHOLICS

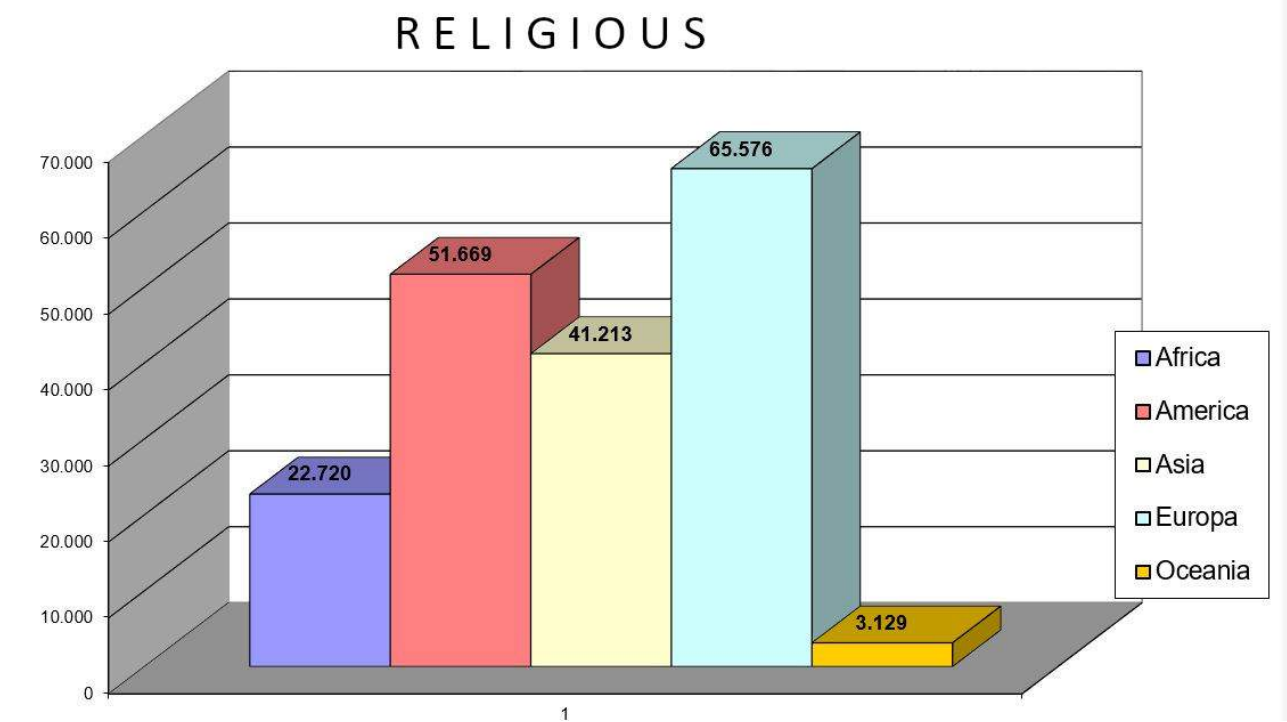
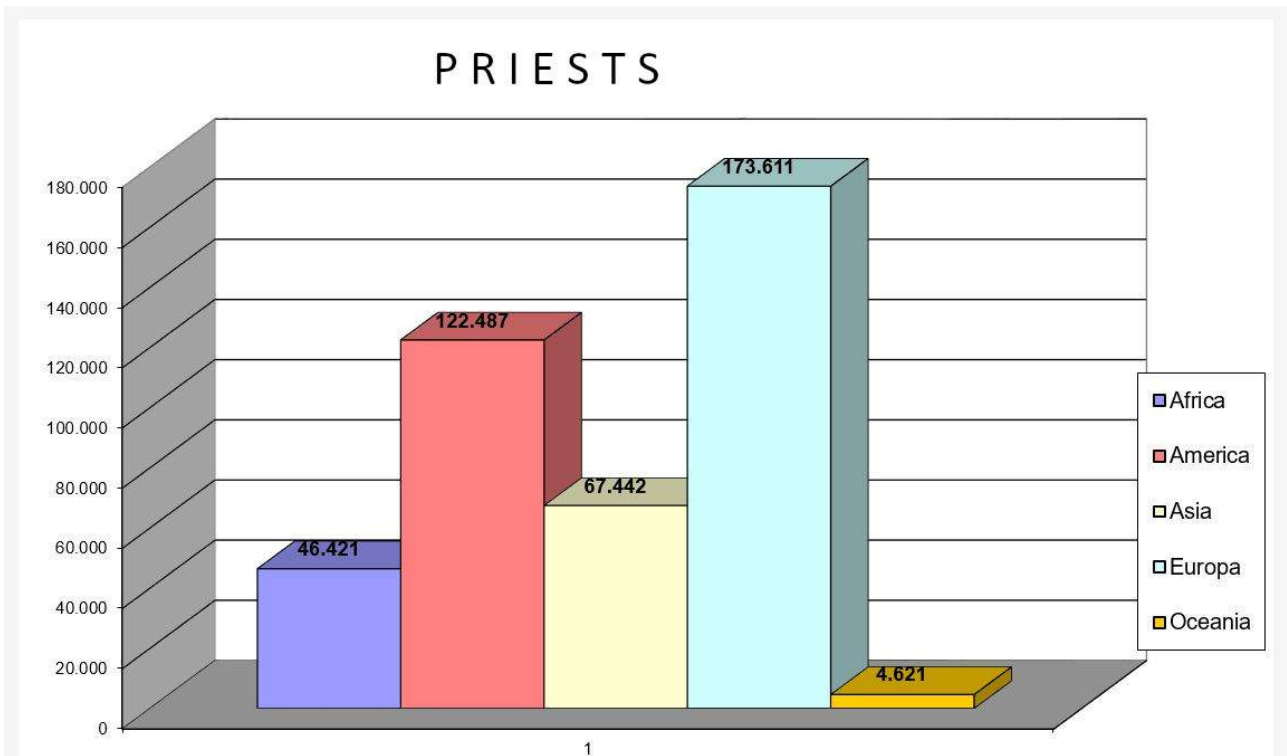


## ECCLESIASTICAL CIRCUMSCRIPTION

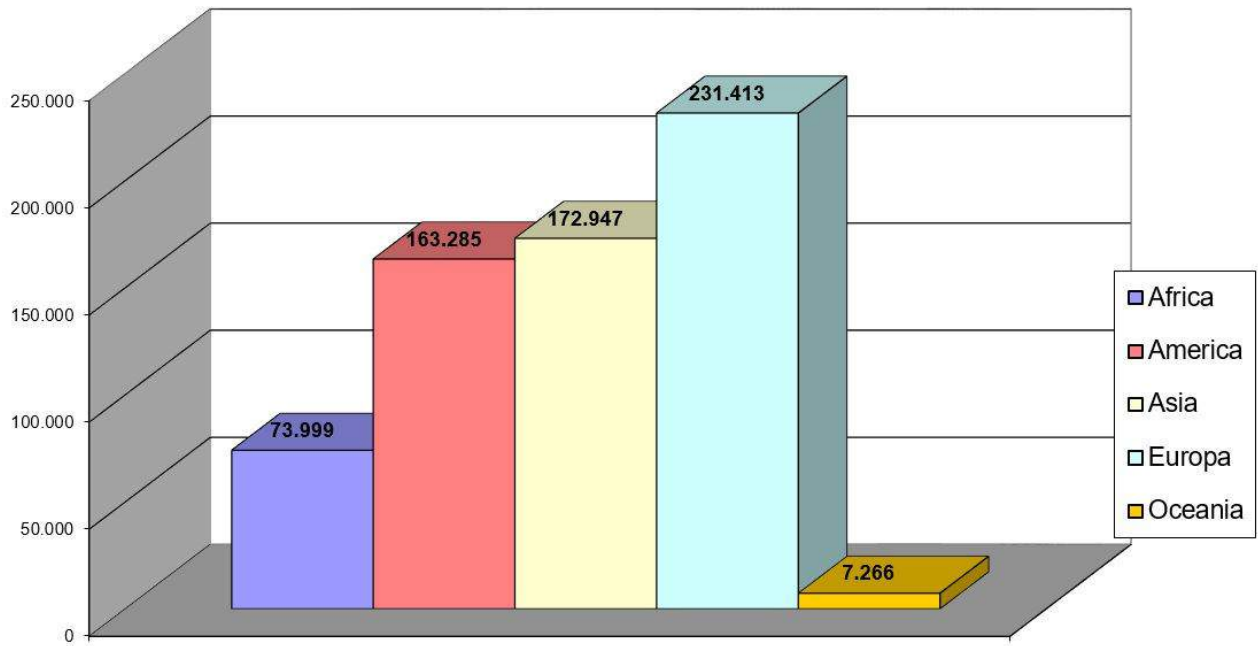


## BISHOPS

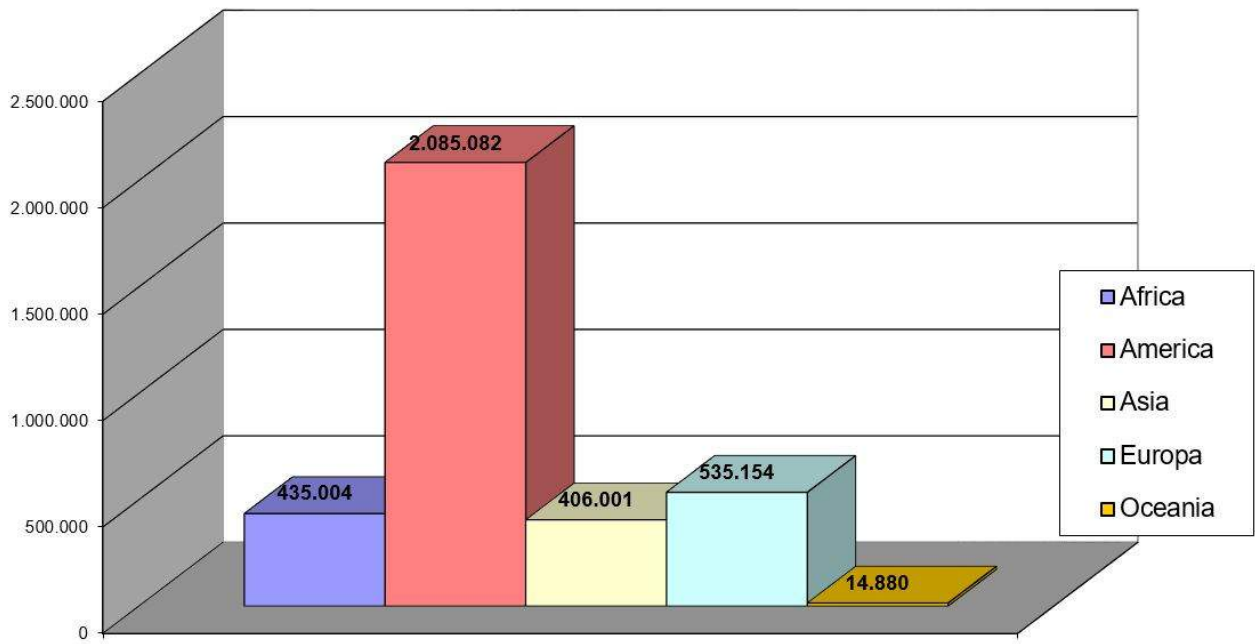




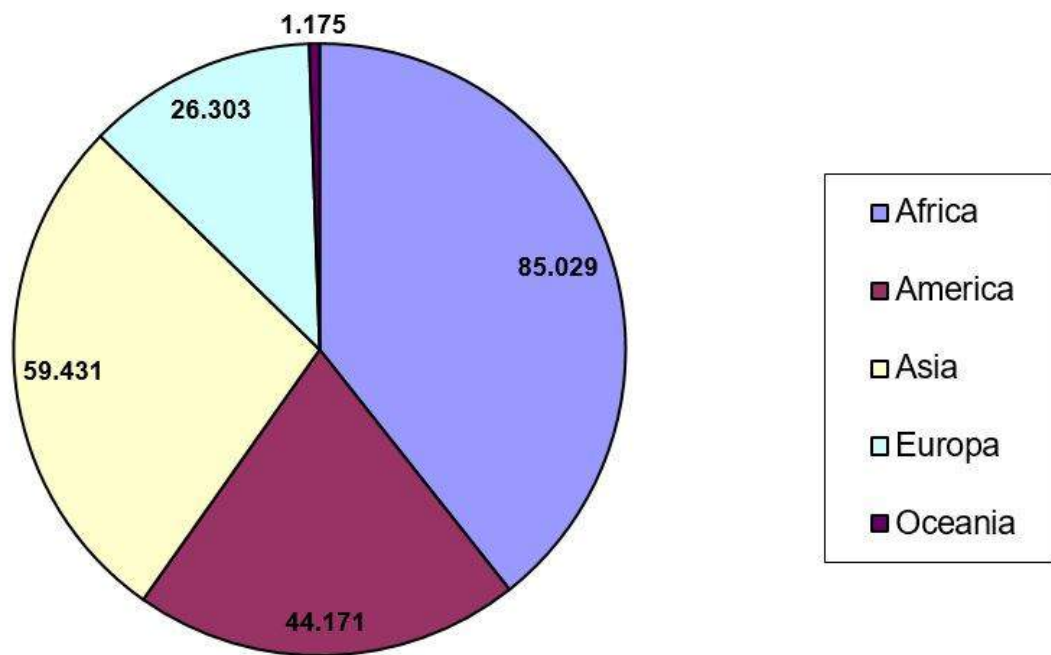
## Women Religious



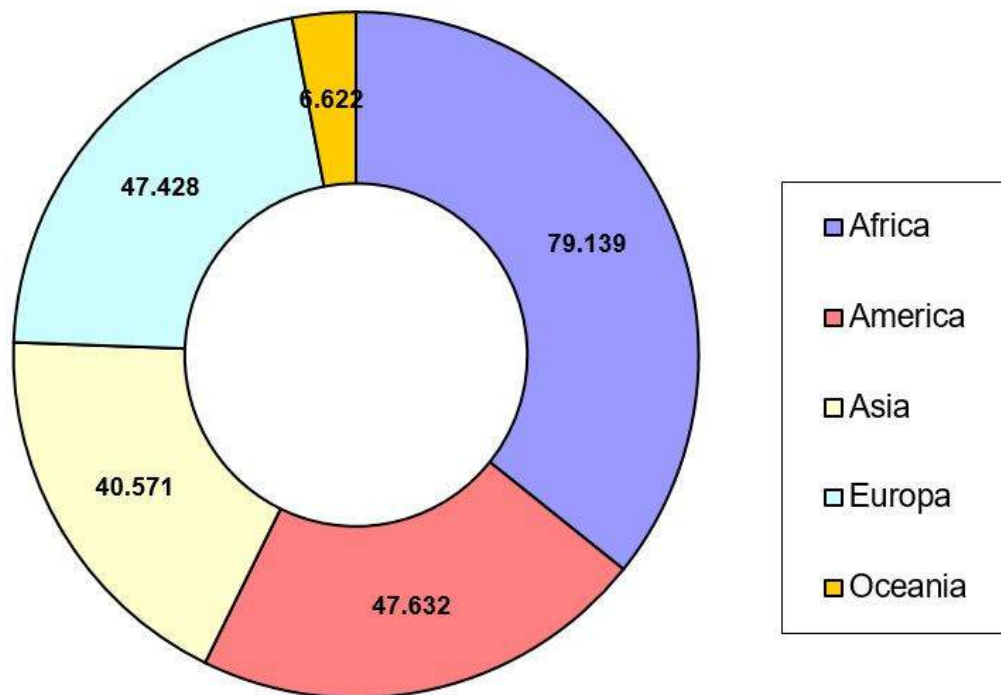
## LAY MISSIONARIES, CATECHISTS



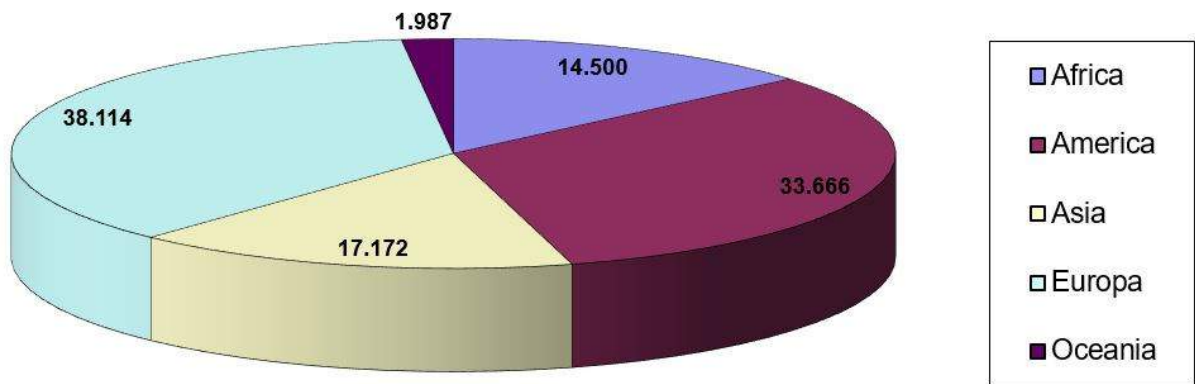
## SEMINARIANS



## CATHOLIC SCHOOLS AND PUPILS



# CATHOLIC INSTITUTES FOR HEALTHCARE, SOCIAL ASSISTANCE, CHARITY WORK



*Agencia Fides, 19/10/2019*